





# Understanding Card Forms




Assume you meet a new person and want to get along with them, and you say:

Hey, what is your name, phone number, address, likes and dislikes, and so on?

Being bombarded with questions before they have finished answering the first can frighten the person and cause them to abandon you instantly. This can become true for your form as well when you put up multiple questions at a time.



The primary objective of **Card** forms in Zoho Forms is to spruce up and make your form's interface more user friendly and engaging by putting up only one question at a time. The elegant free-flowing fluid design of Card forms will give your forms a visually appealing look, while avoiding any confusion for users who are attempting to answer multiple questions at once.



Let's get into the structure of a **Card** form.

## **Welcome Page**

The Welcome page, which is exclusively available in Card forms, serves to introduce your motto behind the form before you begin asking questions. This is one way to connect with your respondents and make filling out your form more meaningful to them.



*Love using Zylker Services?*

*We would like to know your success story  
with Zylker.*

Share my story! →

Having a Welcome Page is optional and you can just do away with it altogether.

## **Questions one after the other**

What follows is the display of one question on a page at a time to avoid any visual clutter on your form with a progress bar to indicate the progress through the form. The users can navigate between the questions at any point of time with the help Previous and Next buttons on each page. They will also have a quick navigation pane that lets them jump to any question on the form.

When they reach the last question, they will have the Submit button to submit their response.



*Love using Zylker Services?*

*We would like to know your success story with Zylker.*

Share my story! →

## Thank You page

Once they hit the submit button, they will be redirected to a Thank you page by default acknowledging their submission.



Thank you for sharing your success story with us!

+ Add another response

↓ Download your response as PDF

Card forms possess inherent responsiveness, effortlessly adjusting to various screen sizes, ensuring compatibility with devices like desktops, tablets, and smartphones.

9:41 📶 🔋

## Service Review Form

**Would you recommend us?**

Yes

No

Maybe

Set a friendly tone to your forms with Card forms to bring some fun and ease to the form filling experience.

Start building your Card form now! [Learn how.](#)

[Check out](#) the differences between a Standard form and Card form.